


An Essential Guide To Reading Music And Playing Melodious Flute Songs

The flute is a beautiful and versatile instrument that can be enjoyed by people of all ages. It is a relatively easy instrument to learn to play, but it can take some time to master. If you are interested in learning to play the flute, there are a few things you will need to do. First, you will need to learn to read music. Second, you will need to find a good flute teacher who can help you develop your technique. Finally, you will need to practice regularly.

Learning to Read Music

The first step to learning to play the flute is to learn to read music. Music is written on a staff, which is a set of five lines and four spaces. Each line and space represents a different note. The notes are named after the first seven letters of the alphabet: A, B, C, D, E, F, and G.



Flute for Beginners: An Essential Guide to Reading Music and Playing Melodious Flute Songs by David Bailey

★★★★☆ 4.1 out of 5

Language : English
File size : 3490 KB
Text-to-Speech : Enabled
Enhanced typesetting : Enabled
Word Wise : Enabled
Lending : Enabled
Screen Reader : Supported
Print length : 105 pages

FREE

DOWNLOAD E-BOOK



To read music, you need to be able to identify the notes on the staff and understand their rhythm. The rhythm of a piece of music is determined by the length of the notes. The longer the note, the longer it is held. The shorter the note, the shorter it is held.

There are many different resources available to help you learn to read music. You can find books, online lessons, and software programs that can teach you the basics of music theory. Once you have a basic understanding of music theory, you can start learning to read flute music.

Finding a Flute Teacher

Once you have learned to read music, you will need to find a good flute teacher. A good flute teacher can help you develop your technique and improve your playing. They can also help you choose the right flute for your needs and provide you with support and encouragement.

When looking for a flute teacher, it is important to find someone who is qualified and experienced. You should also find someone who is patient and supportive. A good flute teacher will be able to help you reach your goals and make learning the flute a fun and rewarding experience.

Practicing Regularly

The final step to learning to play the flute is to practice regularly. The more you practice, the better you will become. It is important to set aside time each day to practice your flute. Even if it is just for a few minutes, regular practice will help you improve your skills and make you a more confident player.

Here are a few tips for practicing the flute:

* Start by playing simple songs. This will help you get used to the feel of the flute and develop your basic skills. * Once you have mastered the basics, you can start playing more challenging songs. * Practice slowly and accurately. It is more important to play the notes correctly than to play them quickly. * Use a metronome to help you keep a steady beat. * Record yourself playing and listen back to it. This will help you identify areas where you can improve.

Playing Melodious Flute Songs

Once you have developed your skills, you can start playing melodious flute songs. There are many different types of flute songs that you can play, from classical to folk to pop. You can also find flute songs in a variety of keys and tempos.

If you are not sure what songs to play, you can start by learning some of the most popular flute songs. These songs are often easy to learn and play, and they sound beautiful on the flute.


Here are a few of the most popular flute songs:

* "Greensleeves" * "Amazing Grace" * "Ode to Joy" * "Für Elise" * "Clair de Lune"

Once you have learned a few of the most popular flute songs, you can start exploring other genres of music. There are many different types of flute songs that you can play, so you are sure to find something that you enjoy.

Playing the flute is a wonderful way to express yourself and make beautiful music. If you are interested in learning to play the flute, there are a few


things you will need to do. First, you will need to learn to read music. Second, you will need to find a good flute teacher who can help you develop your technique. Finally, you will need to practice regularly. With a little effort and dedication, you can learn to play the flute and enjoy the many benefits that it has to offer.



Flute for Beginners: An Essential Guide to Reading Music and Playing Melodious Flute Songs by David Bailey


★★★★☆ 4.1 out of 5

Language	: English
File size	: 3490 KB
Text-to-Speech	: Enabled
Enhanced typesetting	: Enabled
Word Wise	: Enabled
Lending	: Enabled
Screen Reader	: Supported
Print length	: 105 pages



Dk Workbooks Science Third Grade: An In-Depth Exploration of Learning and Discovery

Science education plays a pivotal role in shaping young minds, fostering curiosity, critical thinking skills, and a lifelong appreciation for the natural...



Ex Parte Milligan Reconsidered: A Long Tail Analysis

Ex Parte Milligan was a landmark Supreme Court case that ruled that military tribunals could not try civilians in areas where the civil courts...