

Harmonica Basics for Kids: A Comprehensive Guide to Start Playing



Harmonica Basics for Kids: Guide to Play Harmonica for Newbies by Mark Phillips

★★★★☆ 4.2 out of 5

Language : English
File size : 20814 KB
Text-to-Speech : Enabled
Screen Reader : Supported
Enhanced typesetting : Enabled
Print length : 53 pages
Lending : Enabled



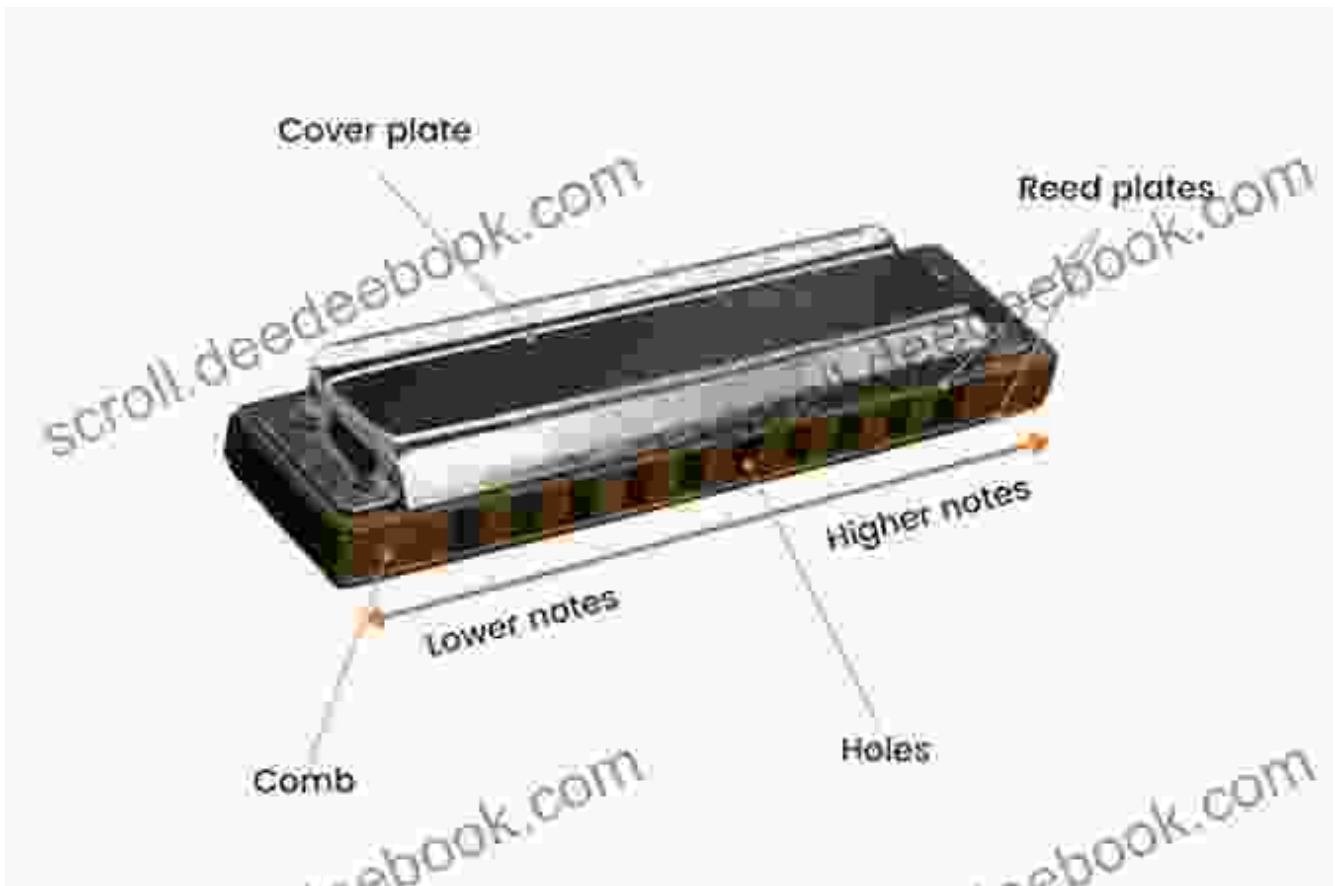
: Ignite a Love for Music



Music has the power to touch hearts and inspire minds, especially for children. Introducing them to the enchanting world of music can nurture their creativity, cognitive development, and social skills. Among the various musical instruments, the harmonica stands out as an excellent choice for young learners due to its accessibility and engaging gameplay. This comprehensive guide will take your kids on an exciting journey, providing a solid foundation in harmonica basics and empowering them to unlock the joy of making music.

Chapter 1: Introducing the Harmonica

1.1 Anatomy of a Harmonica



- **Reeds:** Thin metal strips that vibrate to produce sound when air passes through them.
- **Comb:** The body of the harmonica, which holds the reeds and provides structure.
- **Cover Plates:** Metal or plastic plates that protect the reeds and direct airflow.
- **Holes:** Openings in the comb where air is blown or drawn to activate the reeds.

1.2 Types of Harmonicas

Harmonicas come in various types, but for kids, the diatonic harmonica is the most suitable. It has 10 holes and is tuned to a specific key, making it easy to learn and play melodies.

Chapter 2: Holding and Blowing Techniques

2.1 Proper Holding Position



Hold the harmonica cupped in one hand, with the mouthpiece resting on your lower lip. Keep the cover plates facing forward and positioned slightly tilted towards the face.

2.2 Breathing Techniques

2.2.1 Blowing

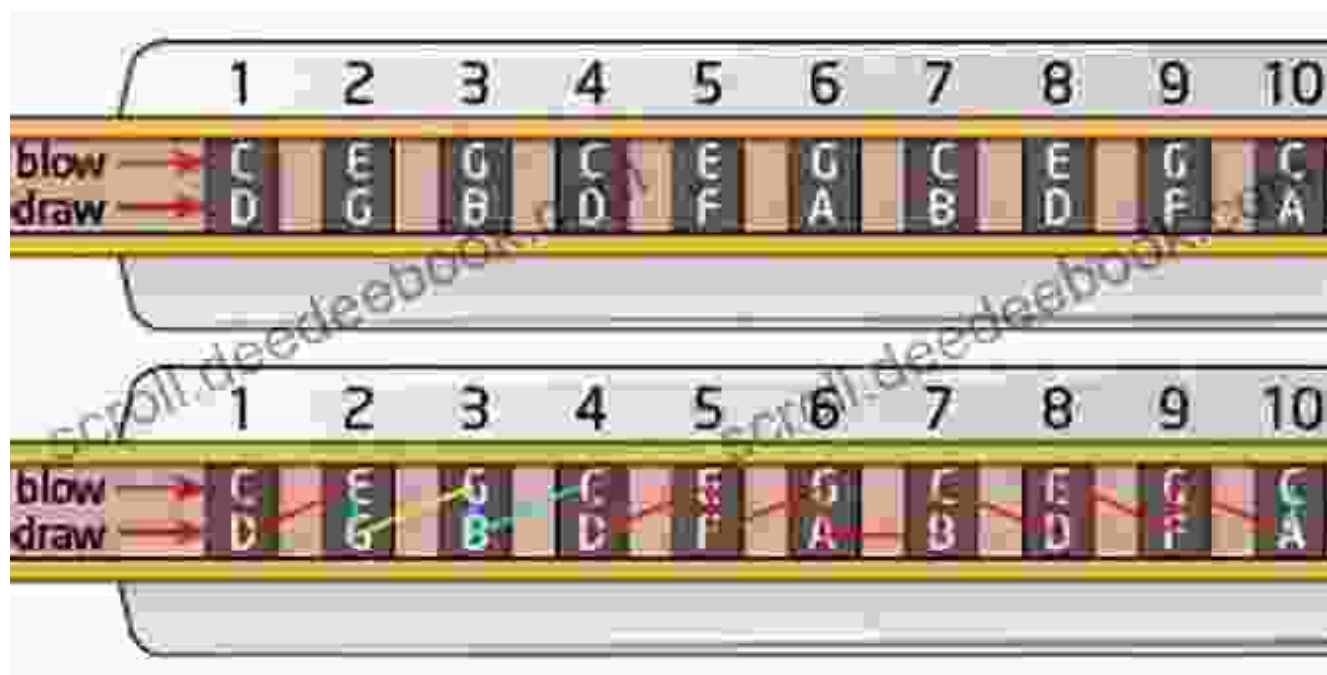
Take a deep breath and blow gently into the selected hole. Focus on keeping a steady airflow to produce a clear sound.

2.2.2 Drawing

Similar to blowing, but instead of exhaling, inhale gently through the selected hole. This technique produces different notes and adds variation to the melody.

Chapter 3: Playing Single Notes

3.1 Hole Numbering and Note Chart



Each hole on the harmonica corresponds to a specific note. Learning the hole numbering and note chart will help kids identify and play the desired notes.

3.2 Practice Exercises

- **Single Notes:** Practice blowing or drawing into individual holes to produce clear, single notes.
- **Scales:** Play a series of notes in ascending or descending order to improve finger dexterity and pitch control.
- **Simple Melodies:** Start with easy melodies that utilize a few notes to build confidence and rhythm.

Chapter 4: Combining Notes and Chords

4.1 Intervals and Chords

Intervals and chords are combinations of notes that create specific sounds and harmonies. Teach kids about basic intervals like the 3rd and 5th, and introduce them to simple chords like the C major and G7.

4.2 Accompanying Songs

Encourage kids to accompany simple songs with the harmonica. This helps them apply their knowledge, develop a sense of rhythm, and experience the joy of playing music along with others.

Chapter 5: Maintenance and Troubleshooting

5.1 Cleaning and Care

Regular cleaning is essential to maintain the harmonica's performance and longevity. Teach kids how to wipe down the cover plates and use a soft

brush to remove any dust or debris from the holes.

5.2 Troubleshooting Common Issues

5.2.1 Distorted Sound

A distorted sound can indicate a damaged reed. Consult a professional harmonica repair person.

5.2.2 Air Leaks

Air leaks can affect the sound quality. Check for any cracks or gaps in the comb or cover plates and seal them with tape or glue.

: A Harmonious Journey

Learning the harmonica is a rewarding journey for kids that fosters their musical abilities, creativity, and self-confidence. By following the basics outlined in this guide and providing encouragement along the way, you can empower your children to embrace the joy of music and create melodies that will fill their lives with happiness. Remember, the harmonica is not just an instrument but a gateway to a lifelong love of musical expression.




Harmonica Basics for Kids: Guide to Play Harmonica for Newbies by Mark Phillips

★★★★☆ 4.2 out of 5

Language : English
File size : 20814 KB
Text-to-Speech : Enabled
Screen Reader : Supported
Enhanced typesetting : Enabled
Print length : 53 pages
Lending : Enabled


FREE

DOWNLOAD E-BOOK



Dk Workbooks Science Third Grade: An In-Depth Exploration of Learning and Discovery

Science education plays a pivotal role in shaping young minds, fostering curiosity, critical thinking skills, and a lifelong appreciation for the natural...



Ex Parte Milligan Reconsidered: A Long Tail Analysis

Ex Parte Milligan was a landmark Supreme Court case that ruled that military tribunals could not try civilians in areas where the civil courts...