


# How Do Motorcycle Enthusiasts Start Their Journey: A Step-by-Step Guide for Beginners

Embarking on the thrilling adventure of motorcycle riding can ignite a passion that lasts a lifetime. However, stepping into this world as a beginner can evoke a mix of excitement and trepidation. To help you navigate this journey smoothly, we present a comprehensive guide that will empower you to start learning to ride a motorcycle with confidence.

## Step 1: Embrace Safety First

Before you even hop on a motorcycle, prioritizing safety is paramount. Invest in a high-quality helmet that meets industry standards and provides ample protection. Protective gear, such as gloves, boots, and a sturdy jacket, is crucial to safeguard your body in the event of a mishap. Additionally, consider enrolling in a motorcycle safety course, where seasoned instructors will impart fundamental skills and techniques to enhance your riding abilities.



## Motorcycles And Scooter: Planning To Take Your CBT: How Do I Start Learning To Ride A Motorcycle

by Tasia St. Germaine

★★★★★ 5 out of 5

Language : English

File size : 6006 KB

Text-to-Speech : Enabled

Screen Reader : Supported

Enhanced typesetting : Enabled

Print length : 62 pages

Lending : Enabled

FREE

DOWNLOAD E-BOOK



## **Step 2: Seek a Beginner-Friendly Motorcycle**

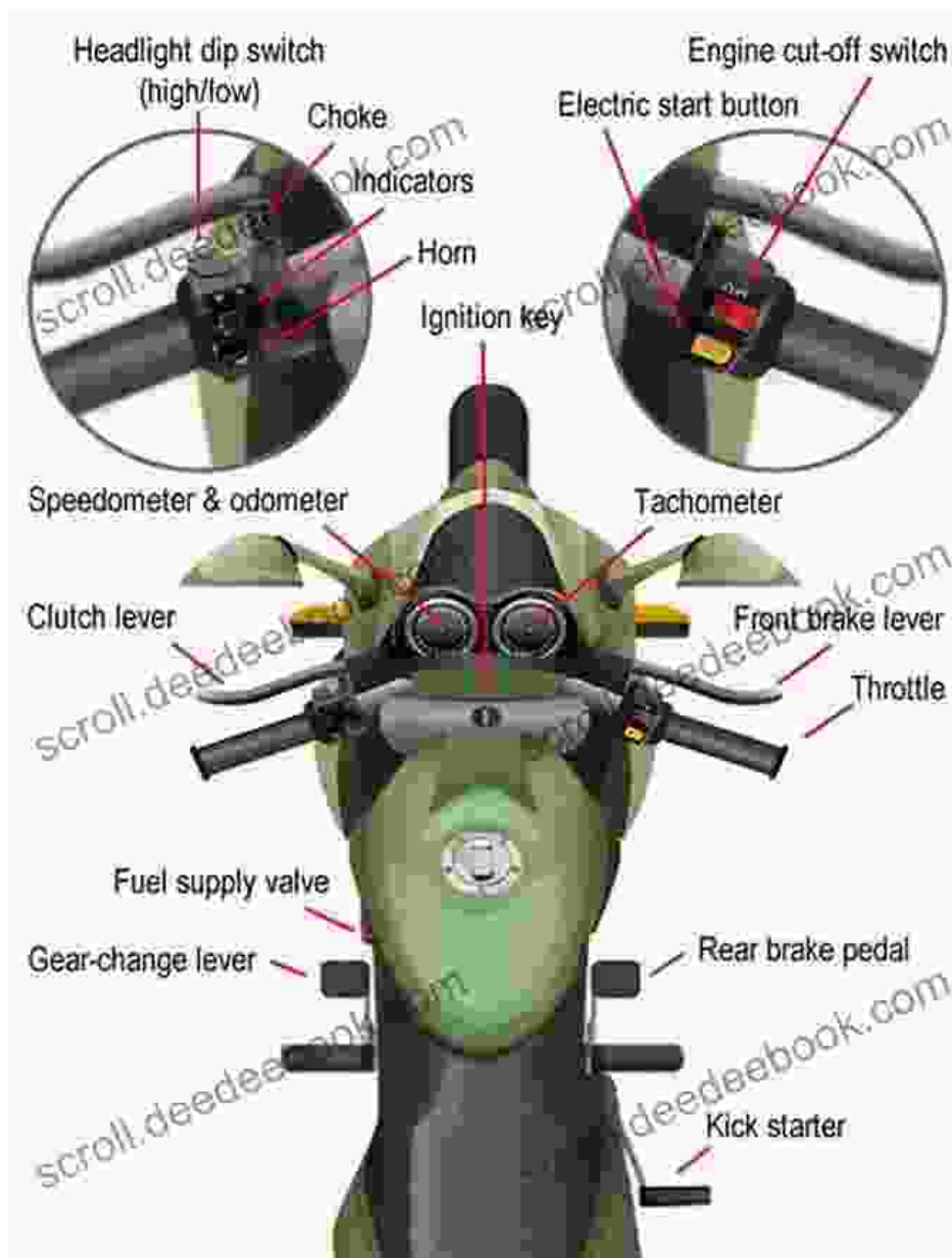
Selecting the right motorcycle for a beginner is crucial. Look for a lightweight, manageable model with an upright riding position that offers good visibility and control. Consider starting with a smaller engine size, such as 250cc to 500cc, which provides ample power for learning while maintaining maneuverability. Avoid choosing motorcycles with excessive horsepower, as they can be overwhelming and compromise safety.



Opting for a lightweight, beginner-friendly motorcycle with an upright riding position enhances control and visibility.

### **Step 3: Master Basic Controls**

Familiarizing yourself with the motorcycle's controls is essential before attempting to ride. Understand the functions of the handlebars, throttle, brakes, clutch, and gearshift. Practice using these controls in a controlled environment, such as an empty parking lot or open field, to develop muscle memory and gain confidence.



#### **Step 4: Practice in a Safe Environment**

Once you have a basic understanding of the motorcycle's controls, it's time to put your newfound knowledge into practice. Choose a safe, open area with minimal traffic and obstacles to minimize the risk of accidents. Start by practicing basic maneuvers, such as starting, stopping, turning, and shifting

gears. As you gain proficiency, gradually increase the complexity of your practice sessions.



Practicing in a safe and controlled environment, such as an empty parking lot or open field, allows for the development of essential riding skills.

### **Step 5: Seek Guidance from Experienced Riders**

Connect with experienced motorcyclists or join a riding club to benefit from their knowledge and support. Seek their guidance on riding techniques, safety practices, and navigating different road conditions. Observing skilled riders in action can also provide valuable insights into the finer nuances of motorcycle handling.



## **Step 6: Continue Education and Practice**

Learning to ride a motorcycle is an ongoing process that requires continuous education and practice. Consider taking advanced riding courses to refine your skills, broaden your knowledge of motorcycle dynamics, and enhance your overall safety. Dedicate time to practicing regularly in various environments, including different road conditions and traffic scenarios, to build confidence and improve your riding abilities.



Embracing ongoing education and practice, including advanced riding courses and regular riding sessions, fosters proficiency and enhances safety.

Embarking on the journey of learning to ride a motorcycle can be both exhilarating and empowering. By adhering to these steps, you can build a strong foundation for your riding career, ensuring safety, enjoyment, and a lifelong passion for this thrilling pursuit. Remember to prioritize safety, choose the right motorcycle, master basic controls, practice diligently, seek guidance from experienced riders, and continuously educate yourself. As you progress, the open road beckons, inviting you to explore the boundless adventures that await.


## **Motorcycles And Scooter: Planning To Take Your CBT: How Do I Start Learning To Ride A Motorcycle**

by Tasia St. Germaine

★★★★★ 5 out of 5




Language : English  
File size : 6006 KB  
Text-to-Speech : Enabled  
Screen Reader : Supported  
Enhanced typesetting : Enabled  
Print length : 62 pages  
Lending : Enabled



## Dk Workbooks Science Third Grade: An In-Depth Exploration of Learning and Discovery

Science education plays a pivotal role in shaping young minds, fostering curiosity, critical thinking skills, and a lifelong appreciation for the natural...



## Ex Parte Milligan Reconsidered: A Long Tail Analysis

Ex Parte Milligan was a landmark Supreme Court case that ruled that military tribunals could not try civilians in areas where the civil courts...