


Overlockers and Overlocking: A Practical Guide



Overlockers and Overlocking: A practical guide

by Lorna Knight

★★★★☆ 4.7 out of 5

Language : English

File size : 76836 KB

Text-to-Speech : Enabled

Enhanced typesetting : Enabled

Print length : 128 pages

Screen Reader : Supported



Overlockers, also known as sergers, are a type of sewing machine that is used to finish the edges of fabric. They create a strong, neat, and professional-looking finish that is perfect for a variety of projects, from garments to home décor.

Overlockers work by using multiple needles and threads to create a series of interlocking stitches. These stitches are designed to prevent the fabric from fraying and to create a durable seam that will withstand wear and tear.

Overlockers are a great investment for any sewer who wants to create professional-looking finishes on their projects. They are relatively easy to use and can save you a lot of time and effort.

Types of Overlockers

There are two main types of overlockers: mechanical and electronic.

- **Mechanical overlockers** are the most basic type of overlocker. They are less expensive than electronic overlockers and are perfect for beginners.
- **Electronic overlockers** are more advanced than mechanical overlockers. They offer a wider range of features and are easier to use.

When choosing an overlocker, it is important to consider the following factors:

- **The type of fabric you will be sewing.** Some overlockers are better suited for certain types of fabric than others.
- **The level of your sewing experience.** If you are a beginner, a mechanical overlocker may be a better choice for you.
- **The features you want.** Some overlockers offer a wider range of features than others.
- **Your budget.** Overlockers can range in price from a few hundred dollars to several thousand dollars.

Overlock Stitches

Overlockers can create a variety of different stitches, each with its own unique purpose.

- **The 3-thread overlock stitch** is the most basic overlock stitch. It is strong and durable and is perfect for finishing the edges of most types of fabric.

- **The 4-thread overlock stitch** is a more decorative overlock stitch. It is perfect for adding a touch of flair to your projects.
- **The 5-thread overlock stitch** is the most advanced overlock stitch. It is perfect for creating a very durable and professional-looking finish.

The type of overlock stitch you choose will depend on the type of fabric you are sewing and the desired finish.


Tips for Getting the Best Results

Here are a few tips for getting the best results from your overlocker:

- **Use the correct thread.** The type of thread you use will affect the quality of the stitch.
- **Adjust the tension.** The tension of the thread will affect the strength of the stitch.
- **Use the correct needle.** The type of needle you use will affect the appearance of the stitch.
- **Practice on scrap fabric.** Before you start sewing on your project, practice on scrap fabric to get the hang of using your overlocker.
- **Follow the manufacturer's instructions.** The manufacturer's instructions will provide you with all the information you need to operate your overlocker safely and effectively.

Overlockers are a great investment for any sewer who wants to create professional-looking finishes on their projects. They are relatively easy to use and can save you a lot of time and effort.

By following the tips in this guide, you can get the most out of your overlocker and create beautiful, durable finishes on all your projects.



Overlockers and Overlocking: A practical guide

by Lorna Knight

★★★★☆ 4.7 out of 5

Language : English

File size : 76836 KB

Text-to-Speech : Enabled


Enhanced typesetting : Enabled

Print length : 128 pages

Screen Reader : Supported


FREE

DOWNLOAD E-BOOK



Dk Workbooks Science Third Grade: An In-Depth Exploration of Learning and Discovery

Science education plays a pivotal role in shaping young minds, fostering curiosity, critical thinking skills, and a lifelong appreciation for the natural...



Ex Parte Milligan Reconsidered: A Long Tail Analysis

Ex Parte Milligan was a landmark Supreme Court case that ruled that military tribunals could not try civilians in areas where the civil courts...

