


The Comprehensive Guide to Making Money as a YouTuber in 2023

In the ever-evolving digital landscape, YouTube stands as a prominent platform for content creators to share their knowledge, creativity, and passion. With over 2 billion active users, YouTube presents a vast audience and an exceptional opportunity for individuals to earn a substantial income by sharing their unique perspectives and skills. This comprehensive guide will delve into the intricacies of making money on YouTube, equipping aspiring YouTubers with the knowledge, strategies, and actionable advice necessary to monetize their videos and build a successful and profitable channel.

Building a Successful YouTube Channel

1. Define Your Niche and Target Audience

Identifying your niche is crucial for creating content that resonates with a specific audience. Conduct thorough research to understand your target demographic, their interests, and the type of content they consume. By focusing on a specific niche, you can establish yourself as an authority in your field and build a loyal following.



Making Money As A YouTuber: Starting Your Own Home-Based Business by Peter Taylor

★★★★★ 5 out of 5

Language : English
File size : 762 KB
Text-to-Speech : Enabled
Screen Reader : Supported
Enhanced typesetting : Enabled
Word Wise : Enabled

Print length	: 43 pages
Lending	: Enabled
Hardcover	: 168 pages
Item Weight	: 11.7 ounces
Dimensions	: 5.5 x 0.58 x 8.5 inches
Paperback	: 258 pages



2. Create High-Quality and Engaging Content

Your videos are the foundation of your YouTube channel. Invest time and effort into creating high-quality content that is informative, entertaining, and engaging. Conduct thorough research, use captivating visuals, and ensure your videos are well-edited and visually appealing. Optimize your video titles, descriptions, and tags to maximize visibility and attract viewers.

3. Build a Community and Promote Your Channel

Engaging with your audience is essential for building a strong community around your channel. Respond to comments, host Q&A sessions, and foster a sense of connection with your followers. Utilize social media platforms, email marketing, and collaborations to promote your channel and reach a wider audience.

Monetizing Your YouTube Videos

1. YouTube Partner Program

Once your channel meets the eligibility criteria (1,000 subscribers and 4,000 watch hours in the last 12 months), you can apply for the YouTube Partner Program (YPP). YPP allows you to run ads on your videos and

earn a share of the revenue generated. To maximize earnings, focus on creating engaging content that attracts high viewership and ad revenue.

2. Affiliate Marketing

Partner with brands and businesses that align with your niche and promote their products or services in your videos. By including affiliate links in your video descriptions or directly mentioning the brands, you can earn a commission for each purchase made through your unique referral link.

3. Sponsorships and Brand Deals

As your channel grows and your audience expands, brands may approach you for sponsorships and collaborations. These partnerships involve creating sponsored content or mentioning the brand in your videos in exchange for payment or free products/services.

4. Merchandise and Digital Products

If you have a loyal fan base, you can consider selling branded merchandise or creating digital products such as ebooks, courses, or printables. By leveraging your YouTube platform, you can promote and sell these products directly to your audience.

5. Super Chats and Memberships

Enable Super Chat and Memberships on your live streams and videos to allow viewers to donate money or become paying members. This provides a direct way for your audience to support your content creation and earn you additional income.

Optimizing Your Earnings

1. Video Optimization for Maximum Views

Conduct keyword research to identify relevant and popular search terms in your niche. Optimize your video titles, descriptions, and tags with these keywords to improve your visibility in search results and attract more viewers.

2. Consistent Content Creation

Regularly upload new and engaging content to keep your audience engaged and growing. Establish a consistent posting schedule and stick to it, as this helps build anticipation and loyalty among your subscribers.

3. Collaborations and Cross-Promotions


Collaborate with other YouTubers in your niche to cross-promote each other's channels. This can help you reach a broader audience and gain exposure to new viewers.

4. Data Analysis and Performance Tracking

Utilize YouTube Analytics to track your video performance, audience demographics, and engagement metrics. Analyze this data regularly to identify areas for improvement and optimize your content and monetization strategies accordingly.

Making money as a YouTuber requires dedication, creativity, and a strategic approach. It is not a get-rich-quick scheme but a gradual process of building a successful channel, creating engaging content, and leveraging various monetization methods. By following the strategies and advice outlined in this guide, aspiring YouTubers can establish themselves as


successful content creators, monetize their videos effectively, and build a sustainable income from their passion.



Making Money As A YouTuber: Starting Your Own Home-Based Business by Peter Taylor


★★★★★ 5 out of 5

Language	: English
File size	: 762 KB
Text-to-Speech	: Enabled
Screen Reader	: Supported
Enhanced typesetting	: Enabled
Word Wise	: Enabled
Print length	: 43 pages
Lending	: Enabled
Hardcover	: 168 pages
Item Weight	: 11.7 ounces
Dimensions	: 5.5 x 0.58 x 8.5 inches
Paperback	: 258 pages



Dk Workbooks Science Third Grade: An In-Depth Exploration of Learning and Discovery

Science education plays a pivotal role in shaping young minds, fostering curiosity, critical thinking skills, and a lifelong appreciation for the natural...



Ex Parte Milligan Reconsidered: A Long Tail Analysis

Ex Parte Milligan was a landmark Supreme Court case that ruled that military tribunals could not try civilians in areas where the civil courts...