

The Vibrant Tapestry: Exploring the Art of Colour in Bobbin Lace

Bobbin lace, a centuries-old craft, is renowned for its exquisite beauty and intricate patterns. Colour plays a pivotal role in this art form, transforming plain threads into vibrant tapestries that captivate the imagination. This article delves into the fascinating world of colour in bobbin lace, exploring its history, significance, and the techniques used to create mesmerizing colour combinations.

Historical Roots of Colour in Bobbin Lace

The origins of coloured bobbin lace can be traced back to the 16th century, when Italian lacemakers began incorporating coloured threads into their designs. However, it was not until the 17th century that colour became a widespread feature of bobbin lace, with the of new dyeing techniques and the availability of a wider range of coloured threads.



Using Colour in Bobbin Lace by Sarah Taylor

★★★★☆ 4.5 out of 5

Language : English
File size : 22252 KB
Text-to-Speech : Enabled
Screen Reader : Supported
Enhanced typesetting : Enabled
Print length : 95 pages
Lending : Enabled

FREE

DOWNLOAD E-BOOK



During the Victorian era, coloured bobbin lace reached its zenith of popularity, becoming an essential adornment for clothing, accessories, and home décor. The Industrial Revolution also played a significant role in the proliferation of coloured bobbin lace, as it made possible the mass production of coloured threads.

The Significance of Colour in Bobbin Lace

Colour in bobbin lace is not merely a decorative element; it also carries symbolic and cultural meanings. Throughout history, specific colours have been associated with different emotions, occasions, and social statuses. For instance, white lace was often used for weddings and christenings, while black lace was reserved for mourning attire.

In addition to its symbolic significance, colour also plays an important role in creating balance, contrast, and depth within bobbin lace designs. By carefully selecting and combining colours, lacemakers can evoke a wide range of emotions and impressions, from the serene to the dramatic.

Techniques for Creating Colourful Bobbin Lace

Lacemakers employ a variety of techniques to incorporate colour into their designs. These techniques include:

Multicoloured Threads



Multicoloured threads, which consist of multiple strands of different colours twisted together, can be used to create vibrant and eye-catching effects. Lacemakers can combine different coloured threads to form stripes, checks, or more complex patterns.


Dyed Threads



Dyed bobbin lace thread allows for a wide range of colour options.

Lacemakers can also use dyed threads to achieve specific colour combinations. Threads can be dyed using natural or synthetic dyes, and the colour intensity can be controlled by varying the dye concentration and dyeing time.

Shaded Lace



Shaded lace involves using multiple shades of the same colour to create a gradual transition of hues. This technique adds depth and dimension to bobbin lace designs.

Colour Blending



Colour blending creates smooth colour transitions in bobbin lace.

Colour blending involves combining different colours in such a way that they seamlessly transition from one hue to another. This technique requires careful thread selection and placement to achieve a gradual and harmonious colour gradation.

Examples of Colourful Bobbin Lace

The possibilities for colour in bobbin lace are endless, and the following examples showcase the versatility and beauty of this art form:


- **Floral lace:** Bobbin lace flowers are often created using multiple colours to replicate the vibrant hues of nature.
- **Geometric lace:** Geometric designs can be enhanced with colour to create striking patterns and contrasts.
- **Animal lace:** Lacemakers use colour to depict animals in intricate detail, from lifelike birds to majestic lions.
- **Landscape lace:** Bobbin lace can be used to create miniature landscapes, with different colours evoking the beauty of forests, fields, and skies.
- **Portrait lace:** Skilled lacemakers can create remarkably detailed portraits using coloured bobbin lace.

The Future of Colour in Bobbin Lace

As bobbin lace continues to evolve, colour will undoubtedly remain an integral part of this art form. Contemporary lacemakers are exploring innovative colour combinations, experimenting with new materials, and pushing the boundaries of traditional lacemaking techniques. The future of colour in bobbin lace is bright, with endless possibilities for creativity and exploration.

Colour is the lifeblood of bobbin lace, transforming it from a simple craft into a vibrant and expressive art form. Through the centuries, lacemakers have mastered a range of techniques to incorporate colour into their designs,


creating exquisite tapestries that captivate the imagination. The future of colour in bobbin lace holds endless possibilities, as contemporary lacemakers continue to innovate and explore the boundaries of this ancient craft.



Using Colour in Bobbin Lace by Sarah Taylor


★★★★☆ 4.5 out of 5

Language : English
File size : 22252 KB
Text-to-Speech : Enabled
Screen Reader : Supported
Enhanced typesetting : Enabled
Print length : 95 pages
Lending : Enabled



Dk Workbooks Science Third Grade: An In-Depth Exploration of Learning and Discovery

Science education plays a pivotal role in shaping young minds, fostering curiosity, critical thinking skills, and a lifelong appreciation for the natural...



Ex Parte Milligan Reconsidered: A Long Tail Analysis

Ex Parte Milligan was a landmark Supreme Court case that ruled that military tribunals could not try civilians in areas where the civil courts...