

Unveiling the Essential Chords and Scales for the Ukulele: A Comprehensive Guide

Embarking on a musical journey with the ukulele can be an enchanting experience. However, mastering the intricacies of chords and scales is fundamental to unlocking the instrument's true potential. This comprehensive guide will delve into the captivating world of ukulele chords and scales, providing an in-depth understanding of their construction and application.

Essential Chords for the Ukulele

The ukulele's compact size and nylon strings make it accessible for players of all levels. Beginners can start with a few essential chords that form the foundation of countless songs.



Chords & Scales for Ukulele: A reference of the most important Chords and Scales for ukulele by Mark Phillips

★★★★☆ 4.8 out of 5

Language : English

File size : 1109 KB

Print length : 144 pages

Lending : Enabled

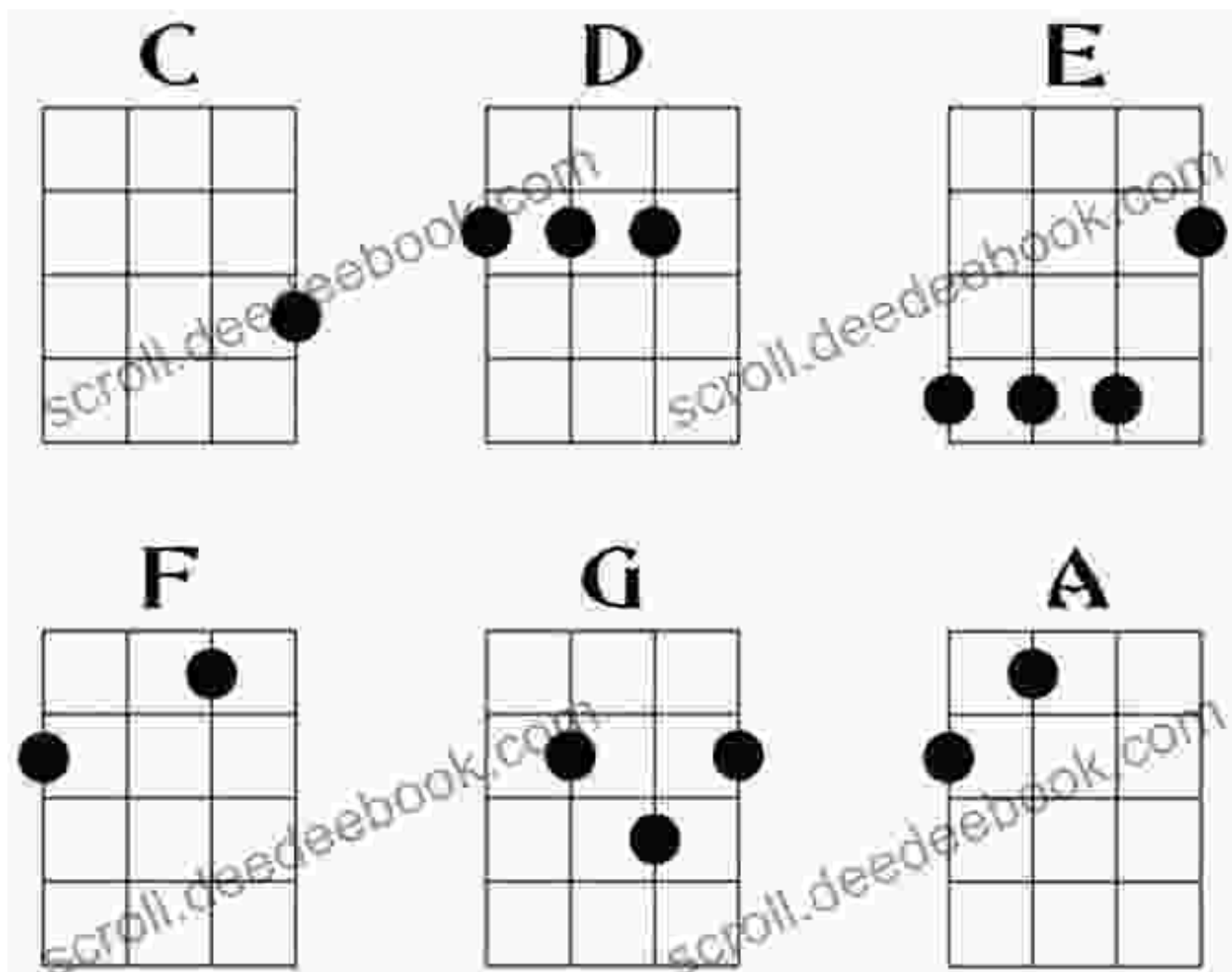
Screen Reader : Supported



C Major

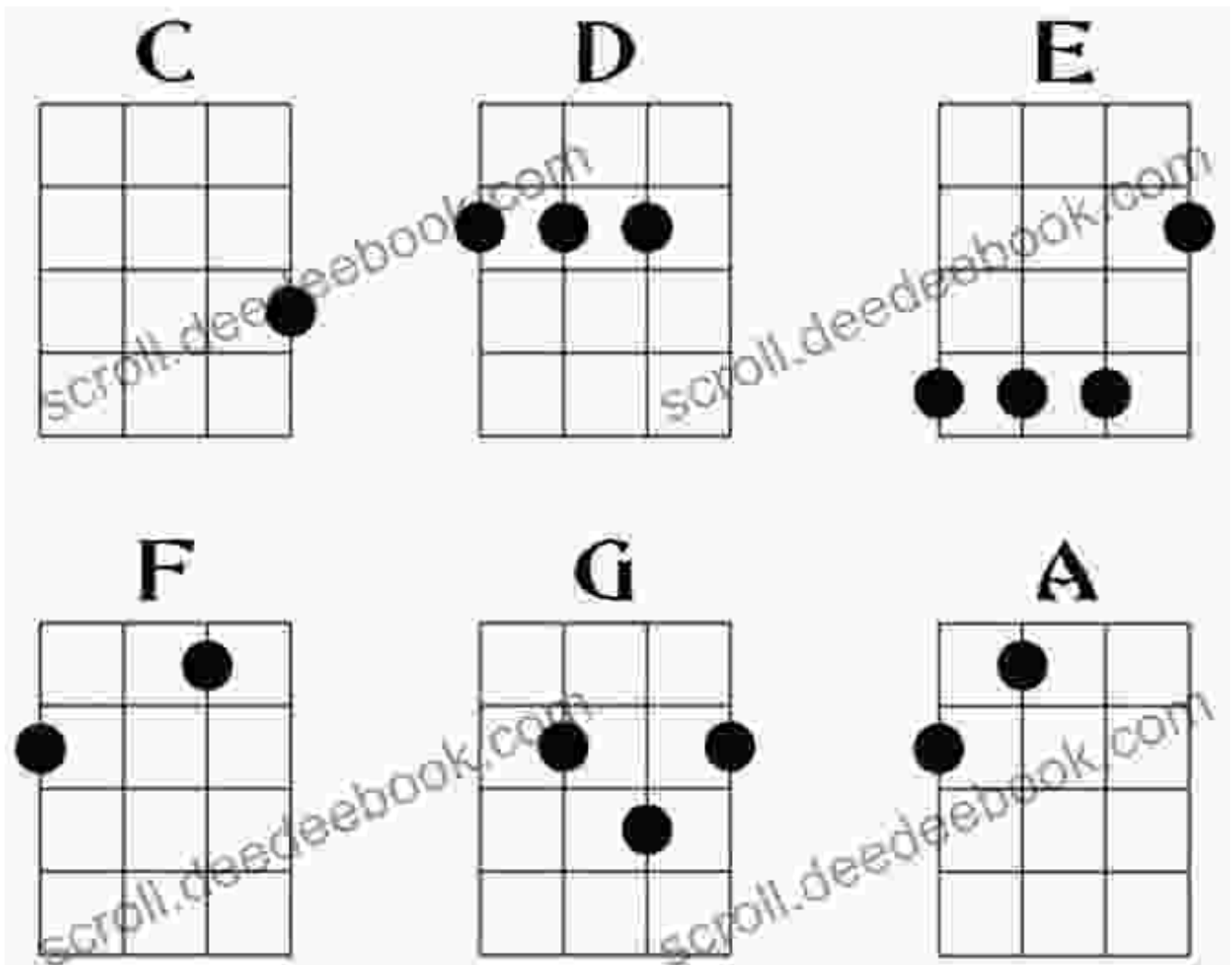
This is the most fundamental chord on the ukulele. It is played by fretting the first finger on the first fret of the G string and the second finger on the

third fret of the C string.



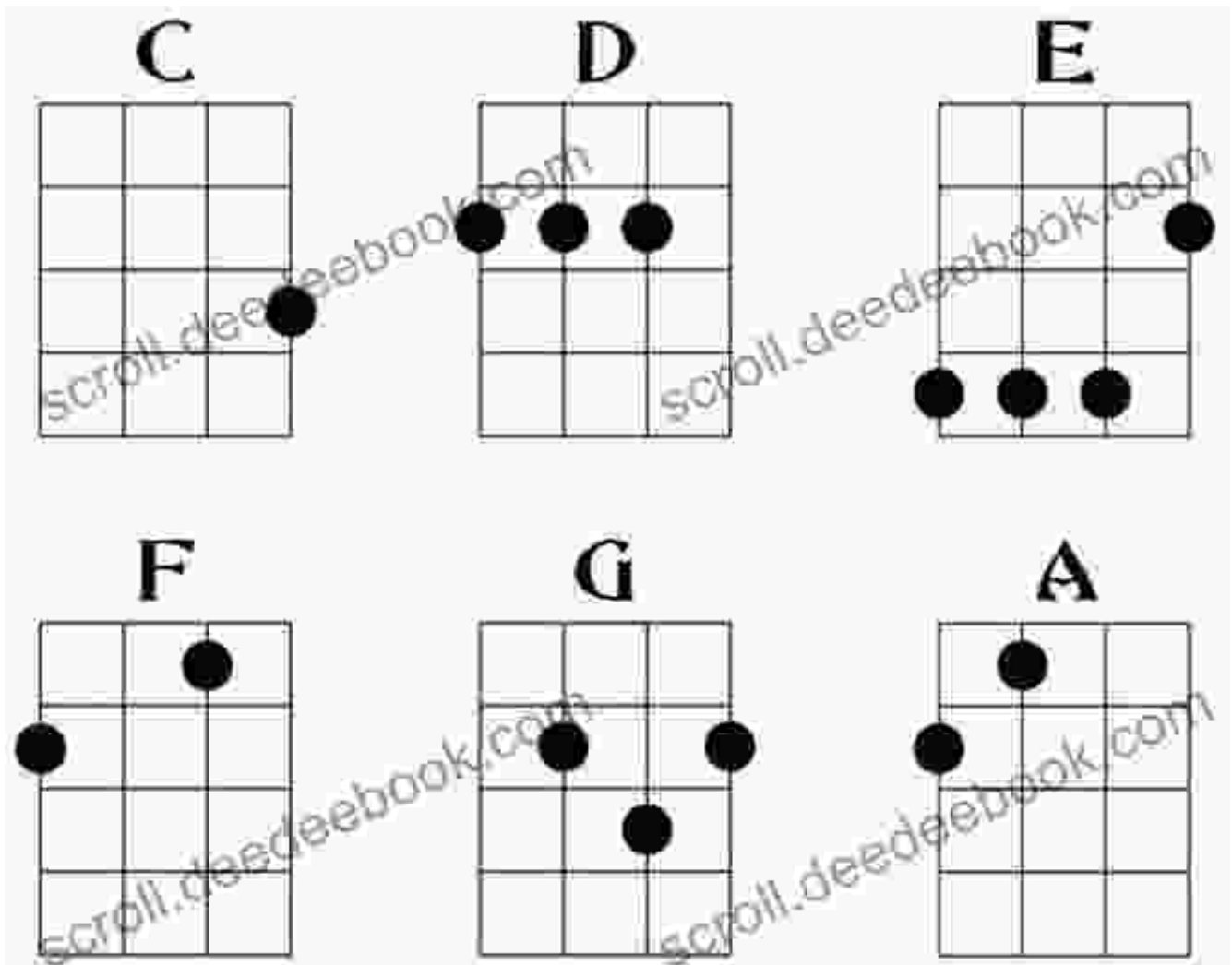
G Major

Another common chord is G major. It is played by fretting the second finger on the second fret of the C string and the third finger on the third fret of the E string.



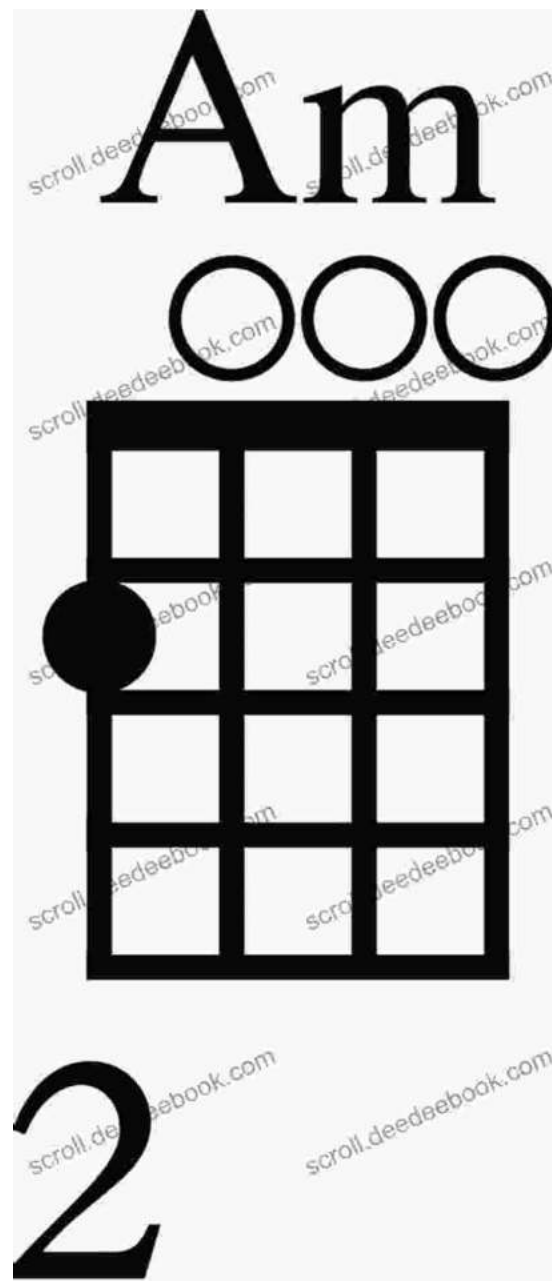
F Major

This chord requires a bit more dexterity. It is played by fretting the first finger on the first fret of the C string, the second finger on the second fret of the A string, and the third finger on the third fret of the E string.



Am Minor

Minor chords add depth and emotion to ukulele playing. Am minor is played by fretting the first finger on the first fret of the A string and the third finger on the third fret of the E string.



Dm Minor

Another essential minor chord is Dm. It is played by fretting the first finger on the first fret of the D string and the second finger on the second fret of the A string.



Scales for the Ukulele

Scales provide the melodic blueprint for improvising and composing on the ukulele. Here are some fundamental scales to get started with.

C Major Scale

This is the most important scale on the ukulele. It consists of the notes C, D, E, F, G, A, and B.

The image displays five ukulele fretboard diagrams for scales in the key of C. Each diagram shows the four strings (G, C, E, A) and frets 1 through 8. Fingerings are indicated by numbers 1-5 in circles. Open strings are indicated by a circle with a vertical line through it.

- C Major Scale:** Notes G (1), C (3), E (6), A (4), G (2), C (5), E (8), A (7).
- C Minor Scale:** Notes G (1), C (3), E (5), A (6), G (2), C (4), E (7), A (8).
- C Major Pentatonic:** Notes G (1), C (3), E (5), A (4), G (2), C (6).
- C Minor Pentatonic:** Notes G (1), C (3), E (5), A (4), G (2), C (6).
- C Blues Scale:** Notes G (1), C (3), E (6), A (4), G (2), C (5), E (7), A (8).

Legend: SCALES STARTING IN THE KEY OF C. ○ = OPEN STRING

G Major Scale

The G major scale is another common scale. It consists of the notes G, A, B, C, D, E, and F#.

C Major Scale
G C E A
1 3 6
4
2 7
5 8

C Minor Scale
G C E A
1
4 7
2
3 5 8
6

C Major Pentatonic
G C E A
1 3 5
2
4 6

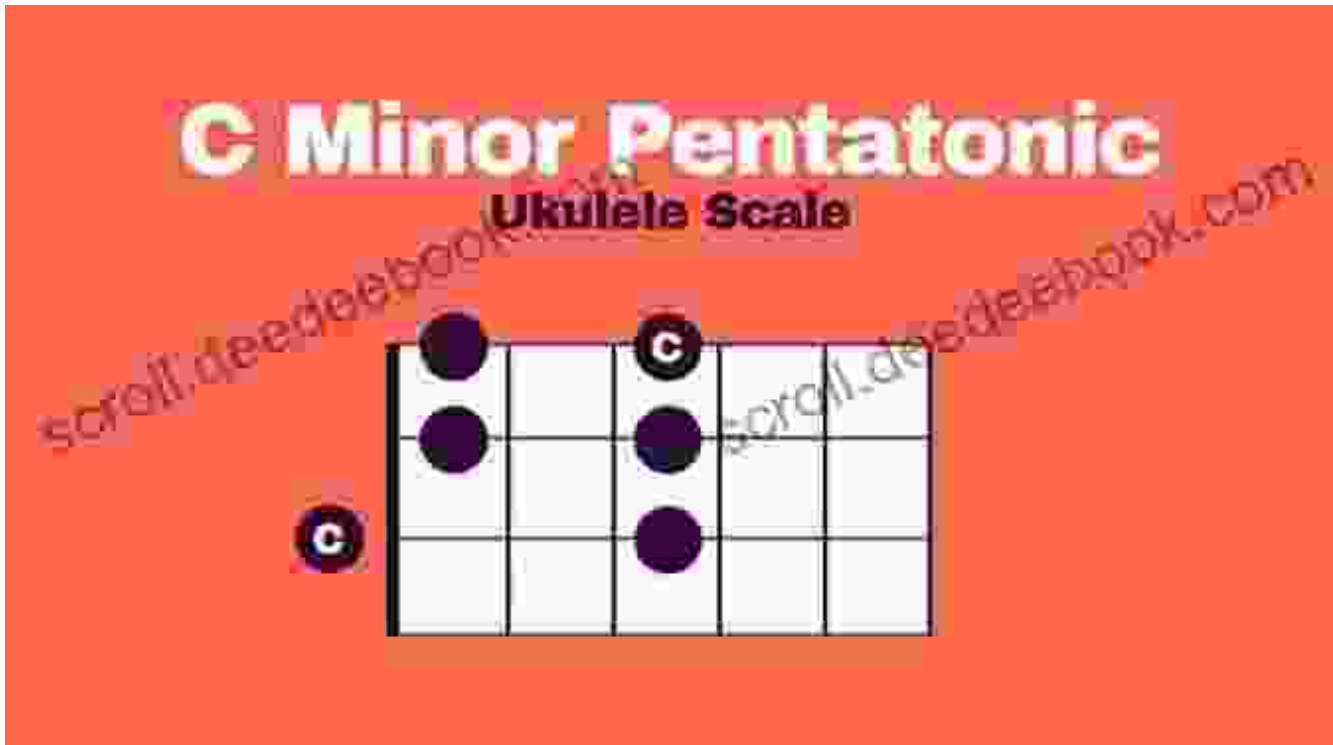
C Minor Pentatonic
G C E A
1
3 5
2 4 6

C Blues Scale
G C E A
1
3 6
4
2 5 7
8

SCALES STARTING IN THE KEY OF C
○ = OPEN STRING

Am Pentatonic Scale

Pentatonic scales are simplified scales that are often used for improvisation. The Am pentatonic scale consists of the notes A, C, D, E, and G.



Applying Chords and Scales in Ukulele Playing

Understanding chords and scales is only the beginning. The true magic lies in applying them in musical contexts.

Accompanying Melodies

Chords provide harmonic support for melodies. By strumming or fingerpicking the appropriate chords, you can create a rhythmic accompaniment that enhances any tune.

Soloing and Improvising

Scales enable you to create melodies and improvisations. By combining different notes from a scale, you can generate unique and expressive solos.

Songwriting and Composing

Chords and scales are the building blocks of songwriting. By understanding the relationships between chords, you can create chord progressions that drive the emotional impact of your songs.

Mastering chords and scales on the ukulele is a rewarding endeavor that unlocks a world of musical possibilities. By practicing regularly and experimenting with different combinations, you can enhance your playing skills and bring your ukulele journey to the next level. Remember, the ukulele is a versatile instrument that encourages creativity and exploration. Embrace the learning process, enjoy the sounds you create, and let the music flow through your ukulele.



Chords & Scales for Ukulele: A reference of the most important Chords and Scales for ukulele by Mark Phillips

★★★★☆ 4.8 out of 5

Language : English

File size : 1109 KB

Print length : 144 pages

Lending : Enabled


Screen Reader : Supported





Dk Workbooks Science Third Grade: An In-Depth Exploration of Learning and Discovery

Science education plays a pivotal role in shaping young minds, fostering curiosity, critical thinking skills, and a lifelong appreciation for the natural...



Ex Parte Milligan Reconsidered: A Long Tail Analysis

Ex Parte Milligan was a landmark Supreme Court case that ruled that military tribunals could not try civilians in areas where the civil courts...